


Npaj Kev Khiav Tawm Hauv Koj Tsev | NPLOOJ 1


Thaum Hluav Taws Kub Hnyiab

| NPLOOJ 1


Kos ib daim duab ntawm koj lub tsev. Nrog rau txhua lub qhov rais thiab qhov rooj.




Nrhiav kom muaj ob qho kev khiav tawm hauv txhua chav tsev.



Nco ntsoov siv koj txhua txoj kev khiav tawm.



Nco ntsoov saib xyuas kom cov qhov rooj thiab qhov rais txhob xauv.



Language: Hmong



NATIONAL FIRE PROTECTION ASSOCIATION

The leading information and knowledge resource on fire, electrical and related hazards


www.nfpa.org/education ©NFPA 2017

Npaj Kev Khiav Tawm Hauv Koj Tsev | NPLOOJ 2

Thaum Hluav Taws Kub Hnyiab


| NPLOOJ 2

Xaiv ib thaj chaw mus sib ntsib ua ke rau sab nrauv sab xub ntiag ntawm koj lub tsev.




Muab koj qhov kev npaj no hais qhia rau txhua tus neeg hauv koj tsev neeg tas lis.

SA: pa ceeb toom, W: qhov rais, D: qhov rooj



Npaj pab ib tug neeg uas xav tau kev pab tawm mus sab nrauv.



Sim koj lub tshuab ceeb toom pa kom paub tias nws tseem ua haujlwm tau zoo.



NATIONAL FIRE PROTECTION ASSOCIATION

The leading information and knowledge resource on fire, electrical and related hazards

www.nfpa.org/education ©NFPA 2017