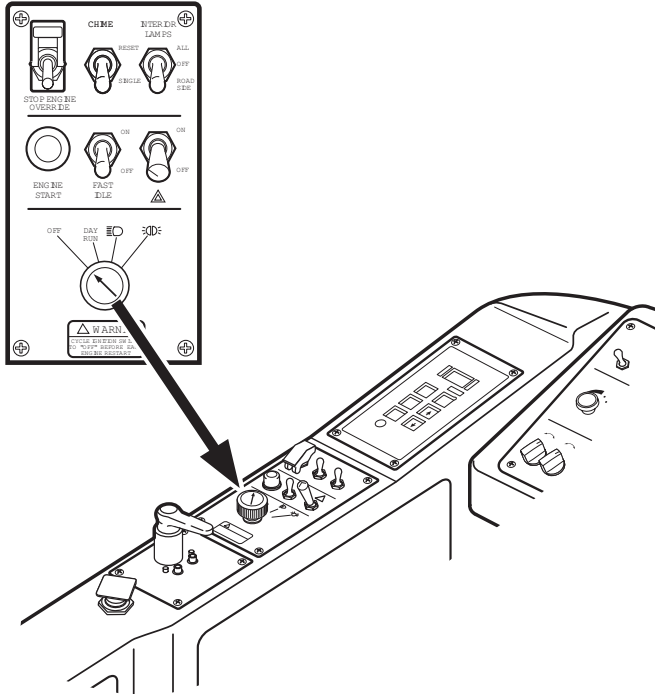


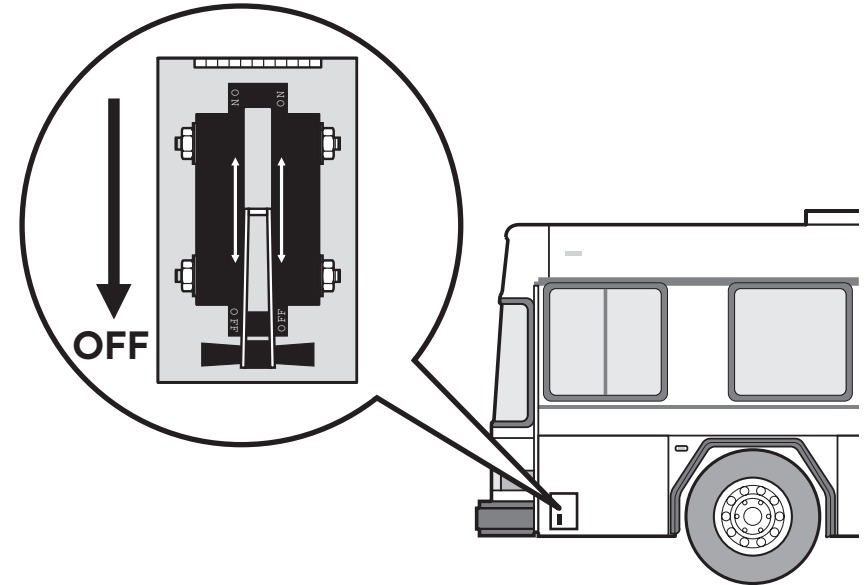
# EMERGENCY MANUAL SHUTDOWN

For GILLIG Allison Hybrid Electric Bus

- 1 Turn master run control to “OFF” and set parking brake



- 2 Turn off battery disconnect switch  
(See the reverse side of this card)



- 3 Inform emergency personnel of the onboard high-voltage components  
(See the reverse side of this card)

**GILLIG**

51-82371-000  
©2020 GILLIG LLC

# PRECAUTIONS

For GILLIG Allison Hybrid Electric Bus



## WARNING



Operating voltage of the hybrid drive system is 900 VOLTS!

Redundant HVIL (high voltage interlock loop) systems protect all circuits and components, but it is still possible to receive a fatal electric shock from the hybrid system. Avoid cutting, or even handling, orange high-voltage cables or hybrid components, as this could result in severe injury or death!

See reverse of this card for system shutdown information.



## WARNING



If working near high voltage cabling or components, use 1,000 VDC electrical gloves, rubber-soled shoes, and make sure you and the environment are perfectly dry.



## WARNING



In the event of a fire: Wear full protective clothing and a self-contained breathing apparatus on positive pressure, and extinguish fires with a Class ABC fire extinguisher.

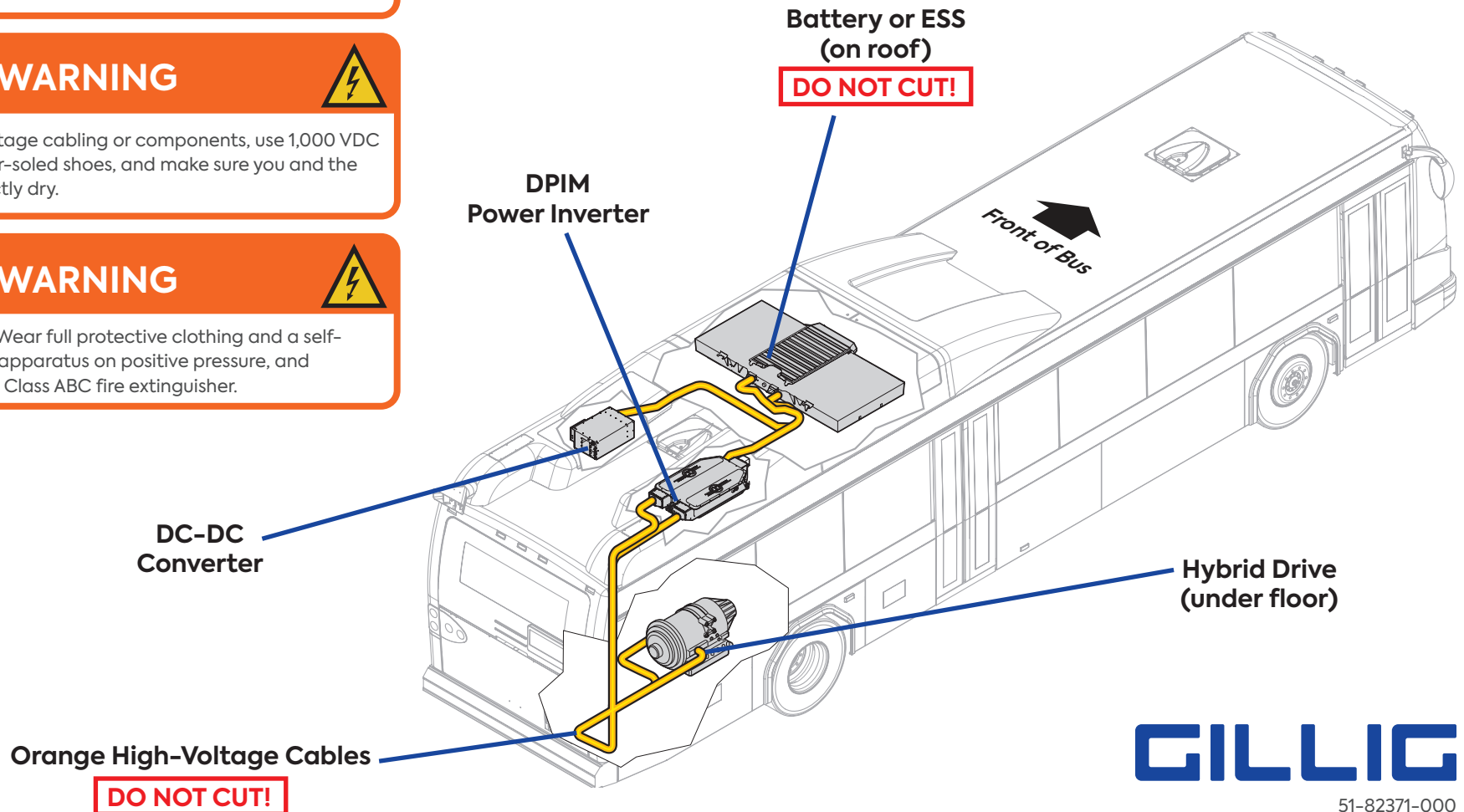


## WARNING



NiMH batteries (the “ESS” energy storage system) use an aqueous alkaline electrolyte—30% by weight potassium hydroxide in water—and a nickel hydroxide cathode. The electrolyte is a base, not an acid (as in lead-acid batteries). The electrolyte will react with zinc, aluminum, tin, and other materials, releasing flammable hydrogen gas.

In the event of a spill: Flush spill with water and neutralize with vinegar or other dilute acid. Do not allow electrolyte to flow into storm drains. Prevent contact with any part of the body—THE ELECTROLYTE IS EXTREMELY CORROSIVE! Use caution—the electrolyte reacts violently with many organic chemicals.



# GILLIG

51-82371-000  
©2020 GILLIG LLC