



FIREWORKS FACT SHEET

EACH YEAR, FIREWORKS INJURE THOUSANDS AND CAUSE THOUSANDS OF FIRES.

FIRES INVOLVING FIREWORKS

- In 2013, fireworks caused an estimated 15,600 reported fires in the U.S., including 1,400 structure fires, 200 vehicle fires, and 14,000 outside and other fires.
- These fires resulted in an estimated 30 civilian injuries and \$21 million in direct property damage, with no reported fire deaths. Most fireworks deaths and injuries occur without fires.
- Two thirds of the fires started by fireworks in 2009-2013 were brush, grass or forest fires. However, most of the injuries and property damage resulted from structure fires.
- More than one-quarter (28%) of fires started by fireworks in 2009-2013 were reported on Independence Day. Almost half (47%) of the reported fires on the Fourth of July were started by fireworks.

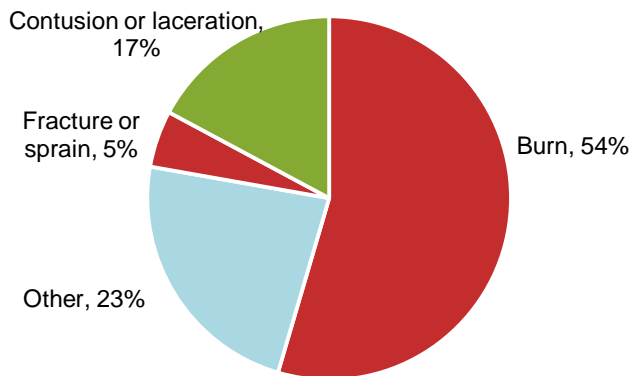
FIREWORKS INJURIES SEEN AT EMERGENCY ROOMS

In 2014, U.S. hospital emergency rooms saw an estimated 10,500 people for fireworks-related injuries. These injury estimates were obtained or derived from the [Consumer Product Safety Commission's 2014 Fireworks Annual Report by Yongling Tu and Demar Granados](#). The detailed statistics below are based only on injuries seen from June 20-July 20, 2014. Two-thirds of the fireworks injuries occurred during that period.

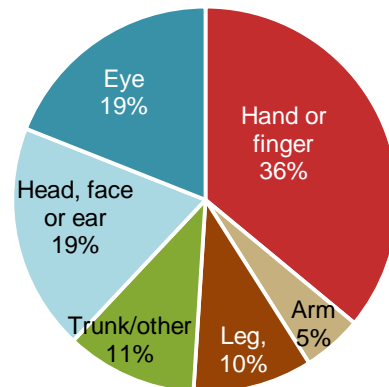
More than half (54%) of the fireworks injuries were burns, while almost 17% were contusions or lacerations.

More than one-third (36%) of the fireworks injuries in 2014 were to hands or fingers. One in five (19%) were eye injuries. An additional 19% were to other parts of the head.

**2014 Fireworks-Related Injuries*
by Type of Injury**



**2014 Fireworks-Related Injuries*
by Part of Body Injured**



Note: The reds and browns are extremities (51% of total) and the blues are parts of the head (38%).

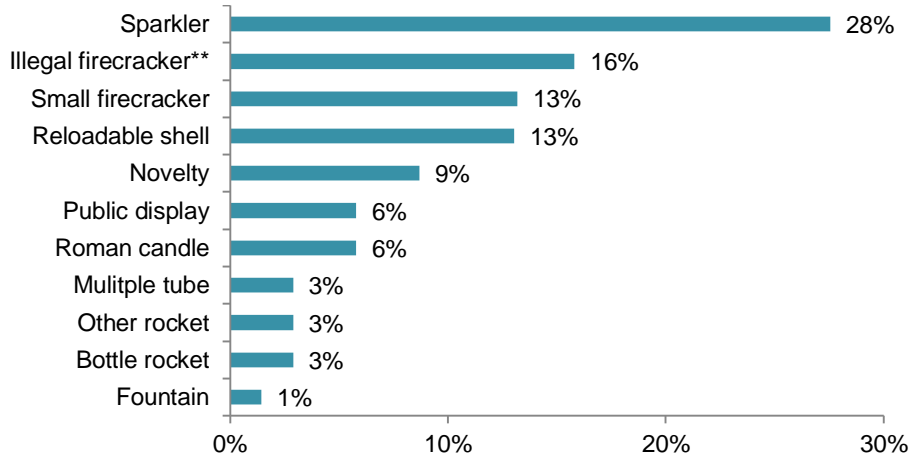
*Based on injuries during the month around July 4.

FIREWORKS INJURIES SEEN AT EMERGENCY ROOMS, FROM JUNE 20 TO JULY 20, 2014

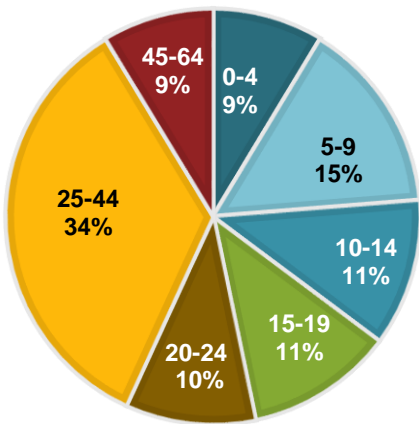
These injury estimates were obtained or derived from the [Consumer Product Safety Commission's 2014 Fireworks Annual Report by Yongling Tu and Demar Granados](#).

- Sparklers alone accounted for more than one-quarter (28%) of the emergency room fireworks injuries¹ in 2014.
- Only 6% of fireworks injuries were caused by public displays.
- Males accounted for three-quarters (74%) of the injuries.
- More than one-third (35%) of the people hurt by fireworks were under 15; nine percent were under five.
- Children ages 5-9 were 2.4 times as likely as the general population to be injured by fireworks. Youth ages 10-19 had a risk 1.8 times the overall risk.

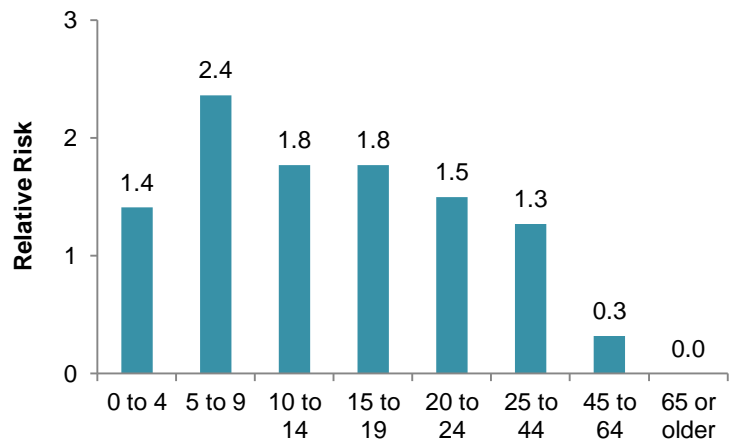
2014 Fireworks Related Injuries,* by Type of Fireworks¹



2014 Fireworks-Related Injuries* by Age of Victim



Relative Risk of 2014 Fireworks-Related Injury* by Age of Victim



*Based on injuries during the month around July 4.

**Illegal under Federal law

¹ Based on known types of fireworks.